



35. Bitburger Pokal 2023

18. - 19.03.2023

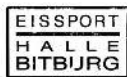


JUDGES DETAILS PER SKATER

WB08 BASIC NOVICE FREE SKATING

Rank	Name	Nation	Starting Number	Total Segment Score	Total Element Score	Total Program Component Score (factored)						Total Deductions			
1	Xenia GERHARDT	R-P	7	26.68	11.24	15.44						0.00			
#	Executed Elements	Info	Base Value	GOE	J1	J2	J3	J4	J5	J6	J7	J8	J9	Ref.	Scores of Panel
1	1F+1A+SEQ		1.60	0.07	0	1	1								1.67
2	FSSpB		1.70	-0.40	-3	-2	-2								1.30
3	2S		1.30	0.09	0	1	1								1.39
4	2Lo		1.70	0.00	0	0	0								1.70
5	StSqB		1.50	0.15	1	1	1								1.65
6	1A+1Lo		1.60	0.00	0	0	0								1.60
7	CCoSp1		2.00	-0.07	0	-1	0								1.93
			11.40												11.24
Program Components				Factor											
Composition				1.67	3.25	3.00	3.25						3.17		
Presentation				1.67	3.00	3.00	3.00						3.00		
Skating Skills				1.67	2.75	3.25	3.25						3.08		
Judges Total Program Component Score (factored)												15.44			
Deductions:												0.00			

Rank	Name	Nation	Starting Number	Total Segment Score	Total Element Score	Total Program Component Score (factored)						Total Deductions			
2	Lena BREHM	R-P	1	25.60	10.03	15.57						0.00			
#	Executed Elements	Info	Base Value	GOE	J1	J2	J3	J4	J5	J6	J7	J8	J9	Ref.	Scores of Panel
1	1A+1Lo		1.60	0.07	1	1	0								1.67
2	2Lo		1.70	-0.57	-2	-4	-4								1.13
3	SSp2		1.60	0.21	2	1	1								1.81
4	2Sq	q	1.30	-0.30	-3	-2	-2								1.00
5	1A		1.10	0.04	0	0	1								1.14
6	StSqB		1.50	-0.15	-1	-1	-1								1.35
7	CCoSp1		2.00	-0.07	-1	0	0								1.93
			10.80												10.03
Program Components				Factor											
Composition				1.67	3.25	3.00	3.00						3.08		
Presentation				1.67	3.00	3.25	3.00						3.08		
Skating Skills				1.67	3.25	3.00	3.25						3.17		
Judges Total Program Component Score (factored)												15.57			
Deductions:												0.00			





35. Bitburger Pokal 2023

18. - 19.03.2023




JUDGES DETAILS PER SKATER

WB08 BASIC NOVICE FREE SKATING

Rank	Name	Nation	Starting Number	Total Segment Score	Total Element Score	Total Program Component Score (factored)						Total Deductions			
3	Fabienne RÜCKER	R-P	3	24.75	9.94	15.31						-0.50			
#	Executed Elements	Info	Base Value	GOE	J1	J2	J3	J4	J5	J6	J7	J8	J9	Ref.	Scores of Panel
1	CCoSp2		2.50	0.17	1	1	0								2.67
2	2S<<	F	0.40	-0.20	-5	-5	-5								0.20
3	1F+1A+SEQ		1.60	0.07	1	1	0								1.67
4	1Lz		0.60	0.04	0	1	1								0.64
5	StSq1		1.80	0.18	1	1	1								1.98
6	1Lo+1Lo		1.00	0.02	0	0	1								1.02
7	SSp2		1.60	0.16	1	1	1								1.76
			9.50												9.94
Program Components				Factor											
Composition				1.67	3.25	3.25	3.00						3.17		
Presentation				1.67	3.00	2.75	3.00						2.92		
Skating Skills				1.67	3.00	3.25	3.00						3.08		
Judges Total Program Component Score (factored)												15.31			
Deductions:				Falls	-0.50 (1)								-0.50		

Rank	Name	Nation	Starting Number	Total Segment Score	Total Element Score	Total Program Component Score (factored)						Total Deductions			
4	Evelina WAGNER	R-P	2	23.06	8.79	14.77						-0.50			
#	Executed Elements	Info	Base Value	GOE	J1	J2	J3	J4	J5	J6	J7	J8	J9	Ref.	Scores of Panel
1	2S	F	1.30	-0.65	-5	-5	-5								0.65
2	SSp2		1.60	-0.16	-1	-1	-1								1.44
3	1A		1.10	0.00	0	0	0								1.10
4	2S		1.30	-0.04	0	-1	0								1.26
5	1A+1Lo		1.60	-0.11	0	-2	-1								1.49
6	StSqB		1.50	-0.05	0	0	-1								1.45
7	CCoSp1V		1.50	-0.10	-1	-1	0								1.40
			9.90												8.79
Program Components				Factor											
Composition				1.67	2.75	3.25	3.00						3.00		
Presentation				1.67	2.75	3.00	3.00						2.92		
Skating Skills				1.67	2.75	3.00	3.00						2.92		
Judges Total Program Component Score (factored)												14.77			
Deductions:				Falls	-0.50 (1)								-0.50		





35. Bitburger Pokal 2023

18. - 19.03.2023

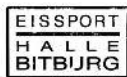


JUDGES DETAILS PER SKATER

WB08 BASIC NOVICE FREE SKATING

Rank	Name	Nation	Starting Number	Total Segment Score	Total Element Score	Total Program Component Score (factored)						Total Deductions			
5	Maja DABROWSKA	HES	8	21.59	7.40	14.19						0.00			
#	Executed Elements	Info	Base Value	GOE	J1	J2	J3	J4	J5	J6	J7	J8	J9	Ref.	Scores of Panel
1	1A		1.10	0.11	1	1	1								1.21
2	2S		1.30	0.00	0	0	0								1.30
3	SSp2		1.60	-0.48	-3	-3	-3								1.12
4	1Lz+1A+SEQ		1.70	-0.33	-3	-3	-3								1.37
5	CCoSp		0.00	0.00	-	-	-								0.00
6	StSqB		1.50	-0.15	-1	-1	-1								1.35
7	1F+1Lo		1.00	0.05	1	1	1								1.05
			8.20												7.40
Program Components			Factor												
Composition			1.67	3.00	2.50	3.00							2.83		
Presentation			1.67	3.00	2.75	2.75							2.83		
Skating Skills			1.67	2.75	2.75	3.00							2.83		
Judges Total Program Component Score (factored)														14.19	
Deductions:														0.00	

Rank	Name	Nation	Starting Number	Total Segment Score	Total Element Score	Total Program Component Score (factored)						Total Deductions			
6	Sarah PETERMANN	HES	6	21.42	7.58	14.34						-0.50			
#	Executed Elements	Info	Base Value	GOE	J1	J2	J3	J4	J5	J6	J7	J8	J9	Ref.	Scores of Panel
1	2Lo<<	F	0.50	-0.25	-5	-5	-5								0.25
2	1Lz+1A<<+SEQ	<<	0.60	-0.14	-3	-1	-3								0.46
3	1F+1Lo		1.00	0.05	1	1	1								1.05
4	CCoSp2		2.50	0.08	0	0	1								2.58
5	1Lz		0.60	0.00	0	0	0								0.60
6	SSpB		1.10	0.04	0	0	1								1.14
7	StSqB		1.50	0.00	0	0	0								1.50
			7.80												7.58
Program Components			Factor												
Composition			1.67	2.75	3.00	3.00							2.92		
Presentation			1.67	2.75	2.75	3.00							2.83		
Skating Skills			1.67	2.75	2.75	3.00							2.83		
Judges Total Program Component Score (factored)														14.34	
Deductions:			Falls	-0.50 (1)											-0.50



JUDGES DETAILS PER SKATER

WB08 BASIC NOVICE FREE SKATING

Rank	Name	Nation	Starting Number	Total Segment Score	Total Element Score	Total Program Component Score (factored)						Total Deductions			
7	Tatjana RICHTER	R-P	4	21.29	8.51	13.78						-1.00			
#	Executed Elements	Info	Base Value	GOE	J1	J2	J3	J4	J5	J6	J7	J8	J9	Ref.	Scores of Panel
1	1A+1Lo		1.60	-0.07	0	-1	-1								1.53
2	2Sq+1Lo+1T*	*	1.80	-0.56	-5	-4	-4								1.24
3	SSp1		1.30	0.09	0	1	1								1.39
4	1A		1.10	0.00	0	0	0								1.10
5	2S		1.30	-0.52	-4	-4	-4								0.78
6	StSqB		1.50	-0.10	-1	0	-1								1.40
7	CCoSpBV		1.28	-0.21	-2	-3	0								1.07
			9.88												8.51
Program Components			Factor												
Composition			1.67	2.50	3.25	2.75							2.83		
Presentation			1.67	2.25	3.00	2.75							2.67		
Skating Skills			1.67	2.50	3.00	2.75							2.75		
Judges Total Program Component Score (factored)														13.78	
Deductions:			Time violation -1.00											-1.00	

Rank	Name	Nation	Starting Number	Total Segment Score	Total Element Score	Total Program Component Score (factored)						Total Deductions			
8	Jule KÖGL	HES	5	21.00	7.64	13.36						0.00			
#	Executed Elements	Info	Base Value	GOE	J1	J2	J3	J4	J5	J6	J7	J8	J9	Ref.	Scores of Panel
1	1A+2T<<	<<	1.50	-0.40	-4	-3	-4								1.10
2	2S<<	<<	0.40	-0.13	-3	-3	-4								0.27
3	2S<<	<<	0.40	-0.16	-5	-3	-4								0.24
4	CCoSp2		2.50	0.08	0	1	0								2.58
5	1A<	<	0.88	-0.26	-3	-3	-3								0.62
6	StSqB		1.50	-0.05	0	0	-1								1.45
7	FCSSp1V		1.43	-0.05	0	-1	0								1.38
			8.61												7.64
Program Components			Factor												
Composition			1.67	2.25	3.00	2.75							2.67		
Presentation			1.67	2.25	3.25	2.75							2.75		
Skating Skills			1.67	2.25	2.75	2.75							2.58		
Judges Total Program Component Score (factored)														13.36	
Deductions:														0.00	

Legend:								
#	Sequence number	GOE	Grade of Execution	Jx	Judges (x=1-9)	Ref.	Referee	
*	Invalid element	<	Under-rotated jump	<<	Downgraded jump	F	Fall	
q	Jump landed on the quarter							